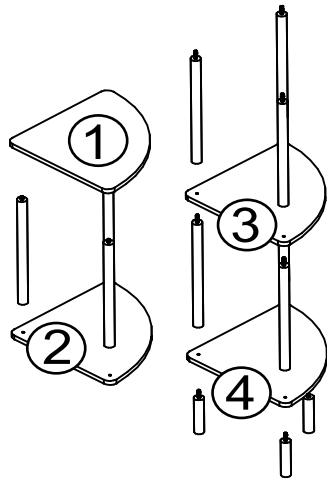


FUTON

COMPANY

Experts in small space living

ST SHELF MANU CNR



A x 3
Φ30x80 mm



B x 1
Φ30x80 mm



C x 3
Φ30x346 mm



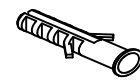
D x 6
Φ30x346 mm



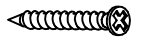
E x 1



F x 1

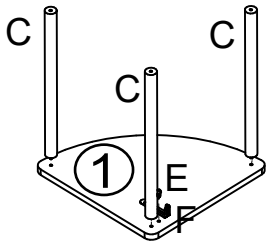


G x 1

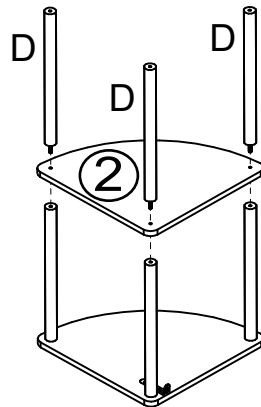


H x 1

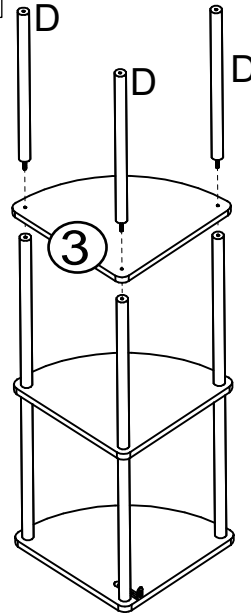
1



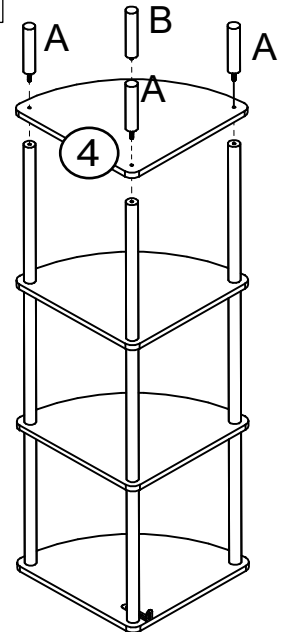
2



3



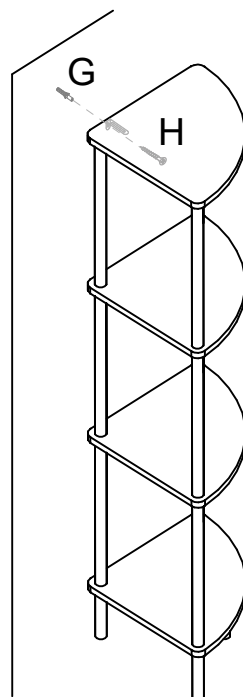
4



5

Follow this step to fix your shelves to the wall. Fixing to secure your shelves to the wall is standard fitting. For details on suitable fixing for your wall type seek advice from your local specialised hardware store.

For safety reasons, we advise you to fix this item to the wall. Never allow children to climb on furniture.



6

